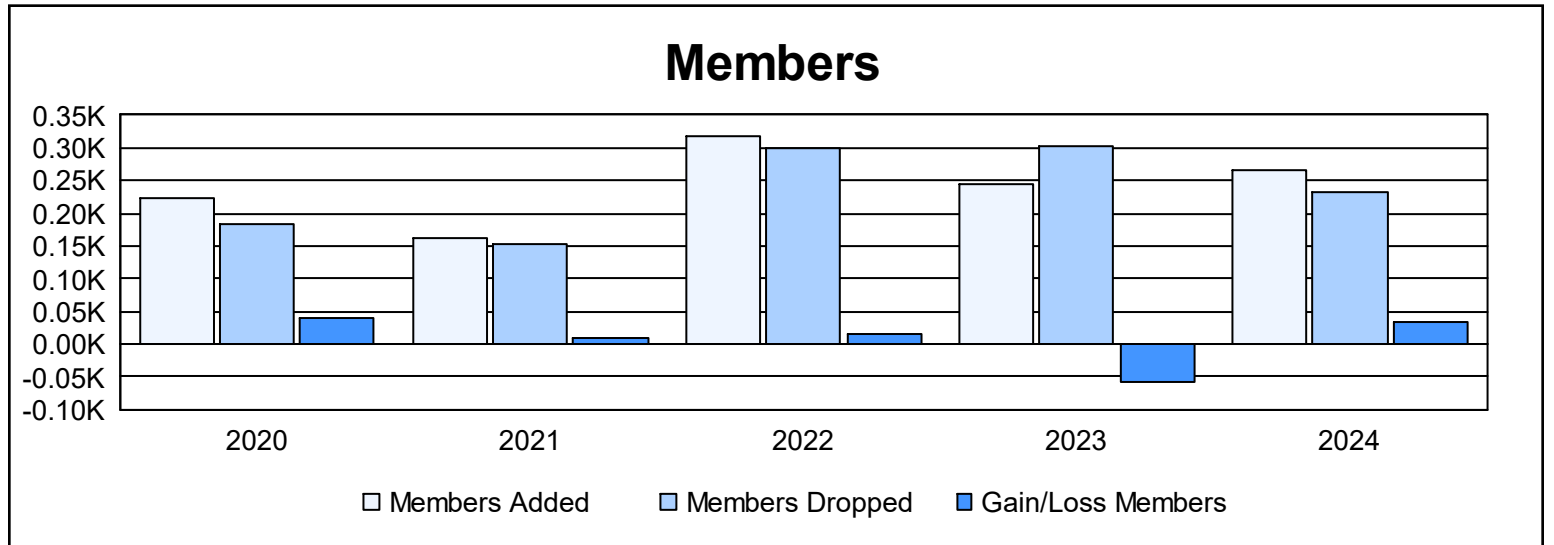
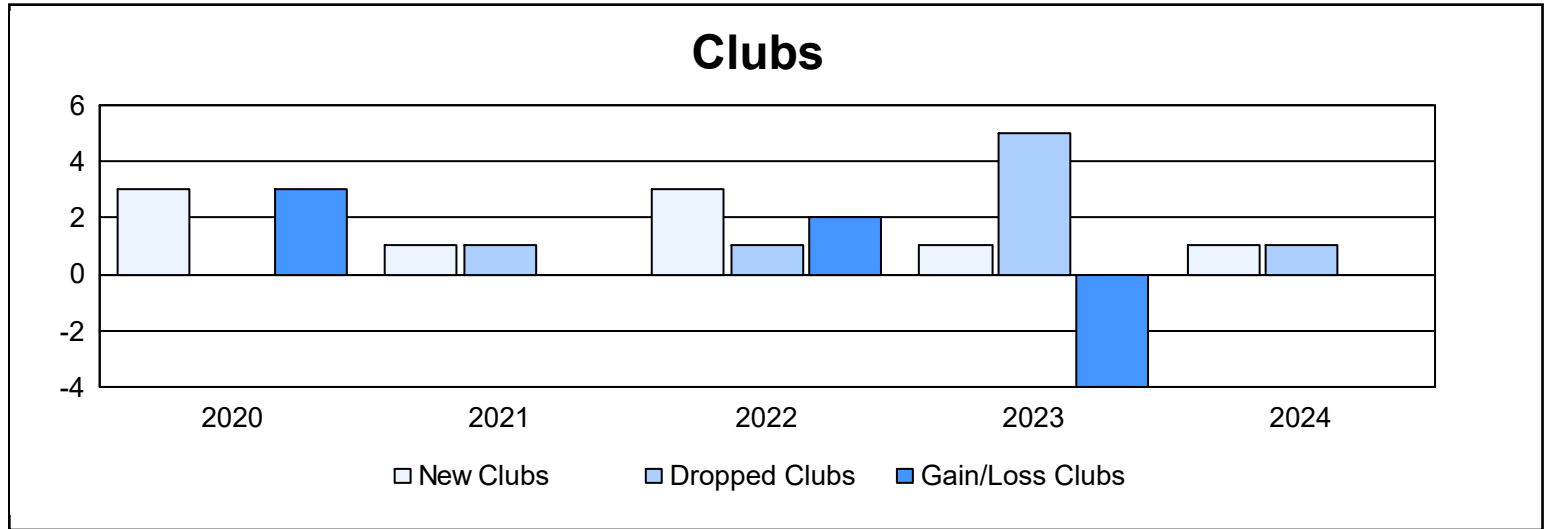
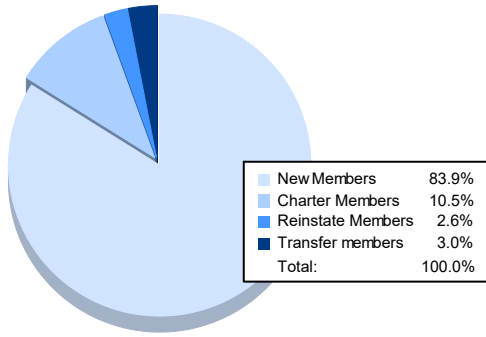


Year	New Clubs	Dropped Clubs	Gain/ Loss Clubs	New Members	Charter Members	Reinstate Members	Transfer Members	Total Member Added	Total Members Dropped	Gain/ Loss Members
2019-2020	3	0	3	137	79	5	3	224	183	41
2020-2021	1	1	0	132	26	4	1	163	154	9
2021-2022	3	1	2	206	100	2	9	317	300	17
2022-2023	1	5	-4	193	38	7	6	244	302	-58
2023-2024	1	1	0	224	28	7	8	267	233	34
<b>Average</b>	<b>2</b>	<b>2</b>	<b>0</b>	<b>178</b>	<b>54</b>	<b>5</b>	<b>5</b>	<b>243</b>	<b>234</b>	<b>9</b>



### Membership Composition June 2024 Cumulative



### Gender Composition June 2024 Cumulative

